


# H6 Series

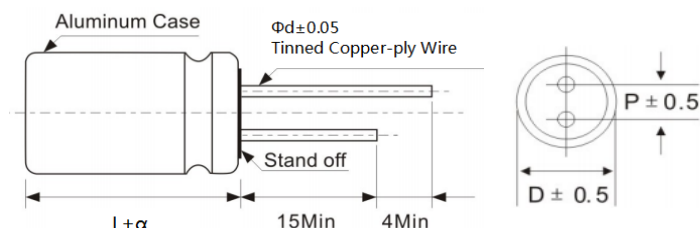
- Low ESR, high ripple current, high voltage
- Load life of 2000 hours at 105°C
- RoHS Compliant



## ◆ 规格表 Specifications

项目 Items	特性参数 Characteristics		
使用温度范围 Category Temperature Range	-55 ~ +105°C		
额定工作电压范围 Rated Voltage Range	10 ~ 50V		
静电容量允许偏差 Capacitance tolerance	±20%(M) (at 20°C, 120Hz)		
漏电流 Leakage Current	施加额定工作电压2分钟后读数, 小于或等于规格值 (at 20°C) I ≤ 0.03CV 或 18μA (取大值) Less than or equal to the specified value. After 2 minutes application of rated Voltage at 20°C		
损耗角正切值 tanδ Dissipation Factor	Rated voltage (V)	10~50	(at 20°C, 120Hz)
	tanδ (Max.)	0.16	
温度特性 Low Temperature Characteristics (Max.Impedance Ratio)	Z(-25°C)/Z(+20°C)	≤ 0.75 to 2.0	(100KHz)
	Z(-55°C)/Z(+20°C)	≤ 0.75 to 1.5	
耐久性 Endurance	105°C 施加额定工作电压2000小时, 恢复到20°C后, 产品性能应满足以下要求 The specifications listed below shall be satisfied when the capacitors are restored to 20°C after application of rated voltage for 2000 hours at 105°C.		
	Appearance	No significant damage	
	Capacitance change	≤ ±30% of the initial value	
	D.F.(tanδ)	≤ 200% of the specified value	
	ESR	≤ 200% of the specified value	
耐湿负荷特性 Damp Heat (Steady State)	在60°C 温度, 湿度90%~95%RH的环境中, 施加额定电压1000小时后, 恢复到20°C后, 产品性能应满足以下要求 The specifications listed below shall be satisfied when the capacitors are restored to 20°C after application of rated voltage for 1000 hours at 60°C, 90%~ 95% RH.		
	Appearance	No significant damage	
	Capacitance change	≤ ±30% of the initial value	
	D.F.(tanδ)	≤ 200% of the specified value	
	ESR	≤ 200% of the specified value	
浪涌电压特性 (Surge Voltage)	浪涌电压=额定电压× 1.25(V) Surge Voltage=Rated voltage × 1.25(V) 在105°C环境中, 按充电30秒; 放电5分30秒, 连续施加浪涌电压1000次(Rc=1kΩ), 待恢复后测试, 应满足以下要求 The capacitors shall be subjected to 1000 cycles each consisting of charge with the surge voltages specified at 105°C for 30 seconds through a protective resistor (Rc=1kΩ) and discharge for 5 minutes 30 seconds		
	Appearance	No significant damage	
	Capacitance change	≤ ±30% of the initial value	
	D.F.(tanδ)	≤ 200% of the specified value	
	ESR	≤ 200% of the specified value	
Leakage current	≤ The specified value		

## ◆ 外形图 Dimensions (mm)



ΦD	5	6.3	8	10
P	2.0	2.5	3.5	5.0
Φd	0.5	0.6	0.6	0.6
α	L+1.5Max			

## H6 Series

### ◆ 纹波电流修正系数 Rated Ripple Current Coefficient

频率Frequency(Hz)	120Hz $\leq$ f < 1kHz	1kHz $\leq$ f < 10kHz	10kHz $\leq$ f < 100kHz	100kHz $\leq$ f < 500kHz
系数 Coefficient	0.05	0.30	0.70	1.00

### ◆ 尺寸与个技术参数一览表Standard Ratings

Rated voltage (V)	Rated capacitance (uF)	Case size $\Phi$ D×L(mm)	ESR(m $\Omega$ ) at 20°C, 100 KHz	Leakage Current ( $\mu$ A)	Rated ripple current (mA <sub>rms</sub> /105°C/100kHz)
10	100	6.3*8	40	30	2000
	220	6.3*8	40	30	2000
	330	6.3*8	40	99	2000
	470	8*9	25	141	2200
	680	8*12	25	204	2690
	820	8*12	25	820	2690
	1000	10*12.5	15	300	3100
	1500	10*12.5	15	450	3100
16	100	6.3*8	40	48	1500
	220	6.3*8	40	106	1500
	220	8*9	25	106	2000
	330	8*9	25	158	2000
	470	8*12	25	226	2250
	680	8*12	25	326	2250
	820	10*12.5	18	394	2900
	1000	10*12.5	18	480	2900
25	47	6.3*8	50	35	1400
	100	6.3*8	50	75	1500
	100	8*9	30	75	1800
	220	8*12	30	165	2100
	330	8*12	30	248	2100
	330	10*12.5	16	248	2900
	470	10*12.5	16	353	2900
35	47	6.3*8	60	49	1300
	100	8*9	30	105	1800
	100	8*12	30	105	2100
	150	8*12	30	158	2100
	220	8*12	30	231	2100
	220	10*12.5	20	231	2830
	330	10*12.5	20	347	2830

**H6 Series**◆ 尺寸与技术参数一览表 **Standard Ratings**

Rated voltage (V)	Rated capacitance (μF)	Case size ΦD×L(mm)	ESR(mΩ) at 20°C, 100 KHz	Leakage Current (μA)	Rated ripple current (mA <sub>rms</sub> /105°C/100kHz)
50	10	6.3*8	80	18	1200
	22	6.3*8	80	33	1200
	33	6.3*8	70	50	1250
	47	8*9	35	71	1670
	100	8*9	35	150	1670
	100	8*12	35	150	1800
	150	8*12	35	158	1800
	220	10*12.5	25	330	2650

## Packaging Quantity 包裝數量

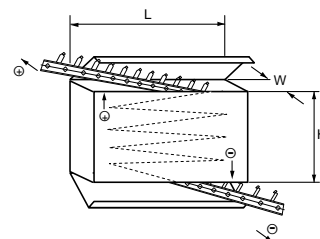
- For Chip Type Conductive Polymer Aluminum Solid Electrolytic Capacitors & Chip Type Conductive Polymer Hybrid Aluminum Electrolytic Capacitors  
適用於貼片式導電性高分子固態鋁電解電容器及貼片式導電性高分子混合型鋁電解電容器

Case Size ∅D × L (mm) 尺寸	Quantity/Reel (pcs) 數量/卷 (個)	Reels/Box 卷盤/箱	Quantity/Carton (pcs) 數量/外箱 (個)
4 × 5.5	2,000*	12	24,000
5 × 5.5~8	1,000*	12	12,000
5 × 9	750*	12	9,000
6.3 × 5.5~8	1,000*	10	10,000
6.3 × 9~9.5	750*	10	7,500
8 × 6.7~7.7	1,000*	7	7,000
8 × 8~12	500*	7	3,500
10 × 8~13	450*	8	3,600

## ■ Taping Type (Ammo pack) 編帶品 (折疊式包裝)

- For Conductive Polymer Aluminum Solid Electrolytic Capacitors & Conductive Polymer Hybrid Aluminum Electrolytic Capacitors  
適用於導電性高分子固態鋁電解電容器及導電性高分子混合型鋁電解電容器

Type 類型	Diameter (mm) 直徑	In-box Size 內盒尺寸			Carton Box Size 外箱尺寸			Quantity/In-box (pcs) 數量/內盒 (個)	Quantity/Carton (pcs) 數量/外箱 (個)
		L (mm)	H (mm)	W (mm)	L (mm)	H (mm)	W (mm)		
Type 類型	∅5	337	234	50	490	350	280	2,000*	20,000
	∅6.3	340	300	53	360	325	300	2,000*	10,000
	∅8	320	240	45	520	340	225	1,000*	10,000
	∅10	325	195	45	410	340	255	500*	4,000



## ■ Bulk Type 散裝品

- For Conductive Polymer Aluminum Solid Electrolytic Capacitors & Conductive Polymer Hybrid Aluminum Electrolytic Capacitors  
適用於導電性高分子固態鋁電解電容器及導電性高分子混合型鋁電解電容器

Type 類型	Case Size ∅D × L (mm) 尺寸	Vinyl Bag Quantity 膠袋數量		Small Box Quantity 內箱數量				Carton Box Quantity 外箱數量			Small Box Size 內箱尺寸			Carton Box Size 外箱尺寸			
		pcs/Bag 個/膠袋		Vinyl Bag/Small Box 膠袋/內箱		pcs/Small Box 個/內箱		Small Box/ Carton Box 內箱/外箱		pcs/Carton Box 個/外箱		L (mm)	H (mm)	W (mm)	L (mm)	H (mm)	W (mm)
		Long Lead 長腳	Lead Cutting/Forming 剪腳/成型	Long Lead 長腳	Lead Cutting/Forming 剪腳/成型	Long Lead 長腳	Lead Cutting/Forming 剪腳/成型	Long Lead 長腳	Lead Cutting/Forming 剪腳/成型	Long Lead 長腳	Lead Cutting/Forming 剪腳/成型						
Radial Lead Type 直插式	5 × 7~12	1,000*	1,000*	8	16	8,000	16,000	4	32,000	64,000	310	140	200	420	220	295	
	6.3 × 6~9	1,000*	1,000*	8	8	8,000	8,000		32,000	32,000							
	6.3 × 10.5~12	500*	1,000*	8	8	4,000	8,000		16,000	32,000							
	8 × 7~9	500*	1,000*	8	8	4,000	8,000		16,000	32,000							
	8 × 11~16	500*	500*	8	8	4,000	4,000		16,000	16,000							
	10 × 8~13	250*	500*	8	8	2,000	4,000		8,000	16,000							
	10 × 16~21	200*	400*	8	8	1,600	3,200		6,400	12,800							

\* Minimum package quantity \*最小包裝數量

- There are some differences between actual package quantity and above list. Please confirm before you order.
- Please order by minimum package quantity.
- 以上包裝標準可能會與實際的包裝數量有所不同，請在訂購前確認。
- 請以最小包裝數量訂購。

**Note:** All design and specifications are for reference only and is subject to change without prior notice. If any doubt about safety for your application, please contact us immediately for technical assistance before purchase.

**注:** 以上所提供的設計及特性參數僅供參考，任何修改不作預先通知。如果在使用上有疑問，請在採購前與我們聯繫，以便提供技術上的協助。